



# INFORMATION FUSION CENTRE

## MID-YEAR REPORT OF MARSEC SITUATION IN IFC'S AREA OF INTEREST (JAN-JUN 2023)

In the first half of 2023, the IFC recorded a total of 1,474 incidents, a 7% increase from 2022 over the same period (1,381 incidents). The number of incidents involving Contraband Smuggling rose the most due to high inflation and ongoing geopolitical instability, while Irregular Human Migration saw the biggest drop due to improved situation in Sri Lanka.

### THEFT, ROBBERY, AND PIRACY AT SEA (TRAPS)

Total number of reported incidents: 68  
(59 in 2022)

15% ↑

#### Types of vessels targeted:



Bulk Carriers: 28



Tankers: 15



Tugs and Barges: 9



Container Vessels: 7 Others: 9

#### Types of incidents:

Boarding 63

Hijacked 4

Suspicious Approach 1

#### Effect on seafarers:

No Injury 62

Minor Injury 4

Serious Injury 1

Death 1



#### OBSERVATIONS

- There has been an increase in the number of incidents, but most continue to be petty theft and non-violent in nature. One crew died from a sea robbery incident in Bangladesh, while six others sustained serious injuries from an incident in India.
- Singapore Strait (SS) accounted for 37 incidents in 2023, higher than in 2022 (27) and 2021 (20). This can be attributed to slow regional economic recovery, poor fishing yields impacting livelihood of fishermen and increased financial obligations during festive periods. Majority of the incidents occurred in the Phillip Channel.
- The IFC expects incident numbers in the second half of 2023 to remain high, with SS as the key concern due to South West monsoon favouring perpetrators' operations and deteriorating financial conditions of neighbouring communities.

### MARITIME INCIDENTS (MI)

Total number of reported incidents: 522  
(492 in 2022)

6% ↑

#### Top 3 types of incidents:



Sunk/Capsized: 212



Adrift: 113



Collision/Grounding: 73

#### Top 3 main incident causes:

Bad Weather 120

Equipment Failure 114

Collision/Grounding 73

#### Total number of:

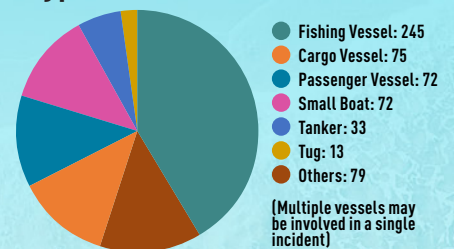
Dead/Missing

1,882

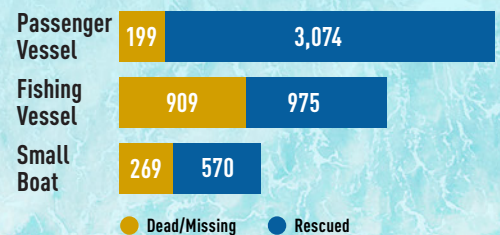
Rescued

5,716

#### Types of vessels:



#### Top 3 vessel types with number of Dead/Missing and Rescued:



#### OBSERVATIONS

- Consistent with past data, majority of incidents in the first half of 2023 occurred in South East Asia, with main causes being bad weather and equipment failure.
- Fishing vessel related incidents accounted for the highest number of dead/missing. Notwithstanding its lower incident number, passenger vessels accounted for the highest number of dead/missing and rescued combined. This reflects the higher risk associated with passenger vessels, especially in incidents involving fire.
- The IFC expects higher incident numbers in the second half of 2023 due to the South West monsoon between July to September, and the overall numbers in 2023 to be higher than 2022.

### CONTRABAND SMUGGLING (CS)

Total number of reported incidents: 413  
(353 in 2022)

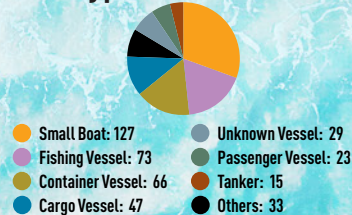
17% ↑



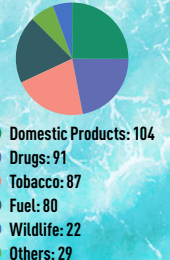
#### OBSERVATIONS

- The increase in the number of incidents is due to high inflation (domestic products), ongoing geopolitical instability (e.g. Russia-Ukraine war). Common contraband smuggled goods includes domestic products, drugs, and fuel.
- Meth accounted for the largest quantity of drug smuggled and saw a 107% increase in seizure amount, with an unprecedented 5.35 ton seized in May. There was a 26% increase in Meth seizures in Indonesia; attributed to a rise in drug production and flow from the Golden Triangle.
- The IFC expects the number of incidents in the second half of 2023 to be comparatively high if the current conditions persist.


#### Types of vessels:



#### Types of contraband:



#### Top 3 types of drugs smuggled:



## ILLEGAL, UNREGULATED, AND UNREPORTED FISHING (IUUF)

Total number of reported incidents: 308  
(279 in 2022)

10% ↑

### Top 3 IUUF incidents in waters off:

Malaysia	88
Sri Lanka	58
Australia	51



### OBSERVATIONS



1. The increase in the number of incidents can be attributed to the reopening of fishing industry after COVID-19.
2. The international IUUF incident involved a Korean fish carrier, which violated the regional Western and Central Pacific Fisheries Commission (WCPFC) regulations. The Thai authorities denied the vessel into their port.
3. The IFC expects the number of incidents to increase with the growing demand for seafood. However, the rate of increase will be slower as nations step up enforcement efforts.

### Top 3 nationalities of vessels involved with poaching:

Indonesian: 44  
Chinese: 15  
Vietnamese: 14

### Top 3 local incidents in waters off:

Malaysia: 63  
Sri Lanka: 53  
Indonesia: 19

### International incident:

Korean Fish Carrier: 1

## IRREGULAR HUMAN MIGRATION (IHM)

Total number of reported incidents: 123  
(174 in 2022)

29% ↓

### Top 3 departure locations (number of migrants):

Bangladesh	324
Indonesia	317
Myanmar	298

### Top 3 migration routes (number of incidents):

Indonesia to Malaysia	26
Philippines to Malaysia	8
Myanmar to Malaysia	7



### OBSERVATIONS



1. There has been a decrease in the number of incidents as compared to last year due to improved situation in Sri Lanka.
2. The main migration routes involve Indonesians and Filipinos, who migrate due to economic reasons, and Myanmar migrants seeking asylum in both Malaysia and Indonesia.
3. The IFC expects the number of migrants transiting the region in the second half of 2023 to decrease. Incidents will likely remain focused on the Indonesian/Malaysian maritime border and asylum seekers transiting from Bangladesh and Myanmar. The Southwest Monsoon from July to September may reduce the number of migrations, however this also raises the risk of incidents at sea.

## ENVIRONMENTAL SECURITY (ENVSEC)

Total number of reported incidents: 31  
(23 in 2022)

35% ↑

### Types of incident:

Maritime Pollution (MARPOL)	22	Others	1
Maritime Illegal Exploitation (MIE)	8		



### OBSERVATIONS



1. There has been an increase in the number of incidents, with MARPOL as the main concern due to increased maritime activities.
2. The property and construction industry has recovered after COVID-19. This has driven the growth in the sand mining industry in Southeast Asia, and thus contributing to the number of MIE incidents.
3. The IFC expects the number of incidents to increase due to the resumption and growth in global economic activities, and possible increase in dark ship to ship transfers.

## CYBER SECURITY (CYBSEC)

Total number of reported incidents: 9  
(3 in ALL of 2022)



### OBSERVATIONS



1. There has been an increase in the number of incidents. Most of the incidents involved damage to underwater cables, which impacted the internet connectivity on land, especially in Taiwan and the Solomon Islands.
2. While open source reporting of CYBSEC incidents remain limited, the IFC has reviewed our internal processes to include a wider scope of incidents.

## MARITIME TERRORISM (MT)

Total number of reported incidents: 0  
(0 in 2022)



### OBSERVATIONS



1. While there has been no incident, terrorist groups still retain the capability and possible intent to conduct attacks against merchant vessels and maritime infrastructure.
2. Within the Sulu-Celebes Sea, the regular conduct of joint patrols of the Malaysian, Indonesian and Philippines authorities have kept the incident numbers low. All countries and the maritime community should remain vigilant and share information whenever relevant.

### Information Fusion Centre

Changi Naval Base, 103 Tanah Merah Coast Road #02-01, Singapore 498750

Tel : +65 6594 5728 (Office Hours) +65 9626 8965 (24/7 Hotline) ifc\_dof@defence.gov.sg



[www.ifc.org.sg](http://www.ifc.org.sg)



[https://bit.ly/WhatsApp\\_IFC](https://bit.ly/WhatsApp_IFC)



@Info\_Fusion\_Ctr



Information Fusion Centre

The Information Fusion Centre (IFC) serves as the regional Maritime Security (MARSEC) information-sharing hub covering most of the Indo-Pacific region. With a team of 22 International Liaison Officers from navies / coast guards and 114 worldwide linkages (as of Jun 23), the IFC facilitates MARSEC information sharing and collaboration between its partners to cue operational responses, provide maritime situational awareness and enables collaboration beyond its Area of Interest. To allow our partners to get easy access of data trending and analysis in the IFC's Area of Interest, the IFC has also recently launched the [IFC MARSEC interactive dashboard](#) and [Monthly Report](#)